


## Fork terminals 0.1 - 6 mm<sup>2</sup>

**Data:** Cu 99.95%, tin plated, brazed necks.

PC sleeves have EasyEntry, PC and PA sleeves are halogen free




mm <sup>2</sup>	Cat. no.	Screw	mm W	d	t	L <sub>1</sub>	L	s	Rec. tool	Pcs/pack	Insulation
0,1-0,5	A0532G	M3	5,0	2,0	0,5	14,0	16,0	6	DSA0115	100	PA*
	A0832G	M3	5,5	3,2	0,5	15,0	18,0	7	DSA0115	100	PC
	A0837G	M3,5	6,2	3,2	0,5	17,5	21	7	DSA0115	100	PC
0,25-0,75	A0843G	M4	6,2	3,2	0,5	17,5	21	7	DSA0115	100	PC
	A1532G	M3	5,5	4,0	0,7	16	19	7	GSA0760	100	PC
	A1537G	M3,5	6,2	4,0	0,7	17,5	21	7	GSA0760	100	PC
0,5-1,5	A1537GS	M3,5	5,5	4,0	0,7	17	21,2	7	GSA0760	100	PC
	A1543G	M4	7,0	4,0	0,7	17,5	21	7	GSA0760	100	PC
	A1553G	M5	9,0	4,0	0,7	18	22,5	7	GSA0760	100	PC
	A1565G	M6	11,0	4,0	0,7	21	26,5	7	GSA0760	100	PC
	A2532G	M3	5,5	4,5	0,8	15,0	18,0	8	GSA0760	100	PC
1,5-2,5	A2537G	M3,5	6,2	4,5	0,8	17,5	21	8	GSA0760	100	PC
	A2537GS	M3,5	5,5	4,5	0,8	17	21,2	8	GSA0760	100	PC
	A2543G	M4	7,0	4,5	0,8	17,5	21	8	GSA0760	100	PC
	A2553G	M5	9,0	4,5	0,8	18	23	8	GSA0760	100	PC
	A2565G	M6	11,0	4,5	0,8	19,5	25	8	GSA0760	100	PC
	A4643G	M4	7,8	6,4	1,0	20	24	9	GSA0760	100	PC
4-6	A4653G	M5	9,0	6,4	1,0	20,5	25	9	GSA0760	100	PC
	A4665G	M6	11,0	6,4	1,0	21,5	27	9	GSA0760	100	PC
	A4685G	M8	14,0	6,4	1,0	23	30	9	GSA0760	100	PC
	A4610G	M10	18,0	6,4	1,0	27	36	9	GSA0760	100	PA

t = palm thickness s = strip length \* no EasyEntry

## Flanged fork terminals 0.5 – 2.5 mm<sup>2</sup>

**Data:** Cu 99.95%, tin plated, brazed necks.

PC sleeves have EasyEntry, PC and PA sleeves are halogen free




mm <sup>2</sup>	Cat. no.	Screw	mm W	d	t	L <sub>1</sub>	L	s	Rec. tool	Pcs/pack	Insulation
0,5-1,5	A1537GB	M3,5	6,2	4,0	0,7	17,5	21	7	GSA0760	100	PC
	A1543GB	M4	6,2	4,0	0,7	17,5	21	7	GSA0760	100	PC
1,5-2,5	A2543GB	M4	6,2	4,5	0,8	17,5	21	7	GSA0760	100	PC
	A2553GB	M5	9,0	4,5	0,8	17,5	22,5	7	GSA0760	100	PC

t = palm thickness s = strip length

## Hook terminals 0.5 – 2.5 mm<sup>2</sup>

**Data:** Cu 99.95%, tin plated, brazed necks.

PC sleeves have EasyEntry, PC and PA sleeves are halogen free



mm <sup>2</sup>	Cat. no.	Screw	mm W	d	t	L <sub>1</sub>	L	s	Rec. tool	Pcs/pack	Insulation
0,5-1,5	A1543K	M4	7	4,0	0,8	17	20,5	7	GSA0760	100	PC
1,5-2,5	A2543K	M4	7,5	4,5	0,8	17	21	8	GSA0760	100	PC

t = palm thickness s = strip length